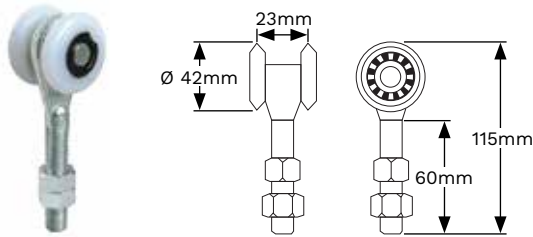
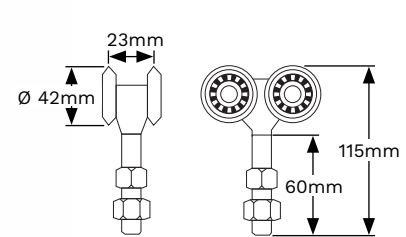


NYLON 2 WHEEL



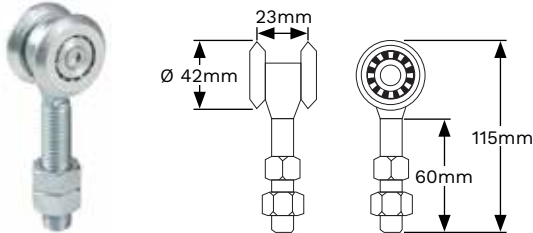
Thread Ø mm	Max Gate kg	Code
M12	100	41M001

NYLON 4 WHEEL



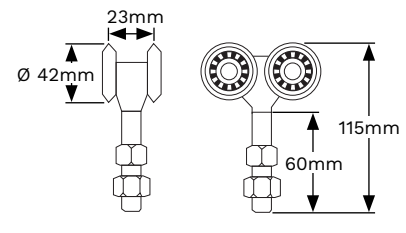
Thread Ø mm	Max Gate kg	Code
M12	200	41M002

STEEL 2 WHEEL



Thread Ø mm	Max Gate kg	Code
M12	200	41M003

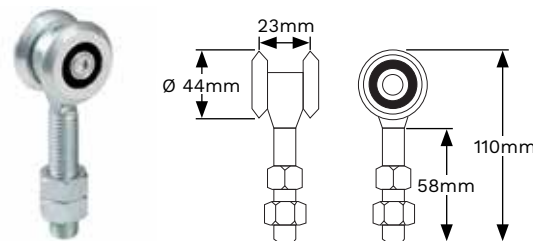
STEEL 4 WHEEL



Thread Ø mm	Max Gate kg	Code
M12	450	41M004

STEEL 2 WHEEL

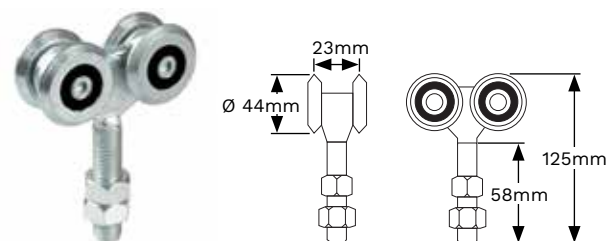
With waterproof bearings



Thread Ø mm	Max Gate kg	Code
M12	200	41M005


STEEL 4 WHEEL

With waterproof bearings



Thread Ø mm	Max Gate kg	Code
M12	450	41M006

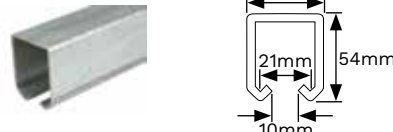
FIXING PLATE



Thread Ø mm	Code
12	41M007

To suit codes: **41M003** & **41M004**.

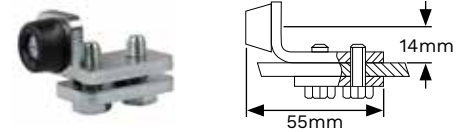
TRACK



Length m	Code
3	41MT001

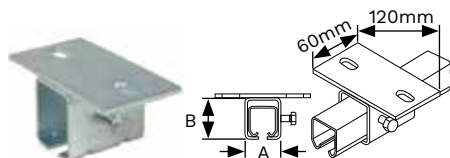
Thickness 2.5mm.

TRACK STOP



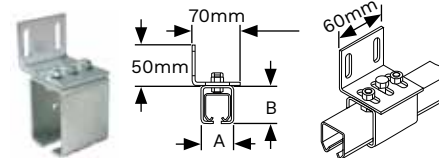
Code
41MT002

CEILING SUPPORT



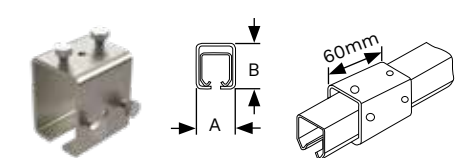
(A) mm	(B) mm	Code
52	71	41MT003

WALL SUPPORT



(A) mm	(B) mm	Code
52	71	41MT004

TRACK CONNECTOR



(A) mm	(B) mm	Code
52	71	41MT005

Whilst every effort has been made to ensure the accuracy of the information supplied. F.H. Brundle cannot be held responsible for any errors or omissions. This product must only be employed for its original intended use. Any other use is wrong and potentially dangerous. Installation must be carried out in full compliance with current regulations. F.H. Brundle cannot be held liable for any damages resulting from wrongful, erroneous or negligent use.